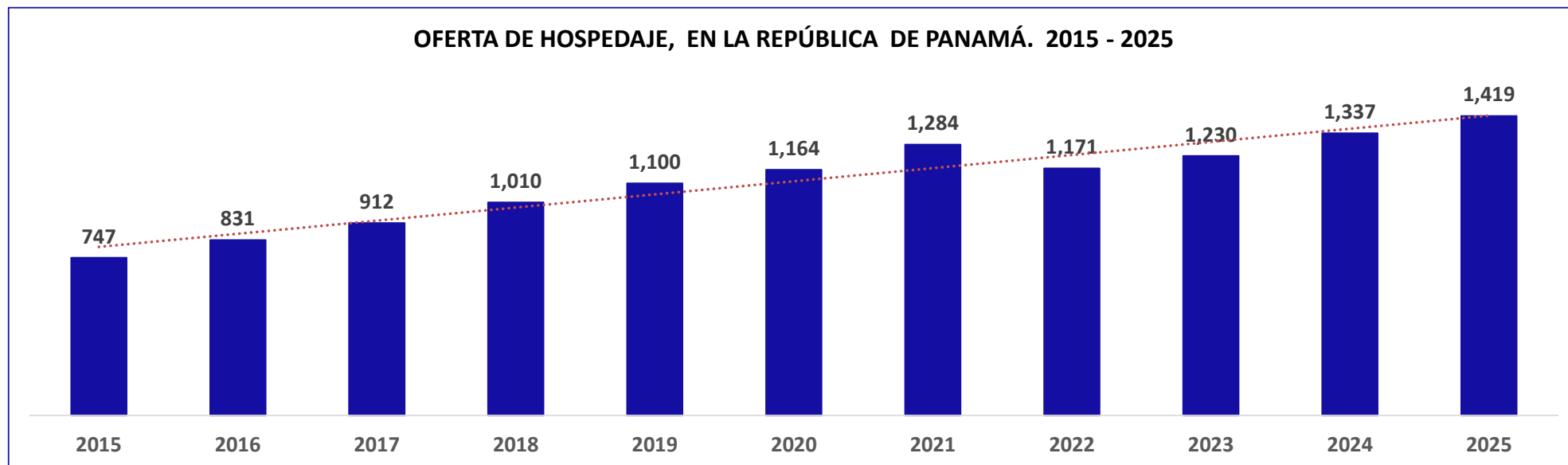


OFERTA DE HOSPEDAJE, EN LA REPÚBLICA DE PANAMÁ. 2015 - 2025

Tipo de Hospedaje	2015	2016	2017	2018	2019	2020	2021	2022	2023	2024	2025
TOTAL	747	831	912	1,010	1,100	1,164	1,284	1,171	1,230	1,337	1,419
Albergues	17	20	26	29	32	36	37	35	39	48	52
Aparthotel	15	18	20	20	24	25	27	38	47	51	58
Bungalow	34	38	39	42	48	49	55	57	55	60	63
Cabañas	41	47	53	61	65	67	85	75	89	101	112
Hotel	247	265	279	298	310	318	328	321	331	341	354
Hostal	234	270	306	357	402	439	495	419	428	477	513
Motel	4	4	4	4	4	5	5	3	4	5	5
Pensión	68	72	76	79	81	82	86	76	77	82	84
Residencial	83	92	103	113	125	133	156	138	148	157	161
Sítios de Acampar	4	5	6	7	9	10	10	9	12	15	17

Nota: Los datos presentado son información acumulativos anuales. Fuente: DIT.

OFERTA DE HOSPEDAJE, EN LA REPÚBLICA DE PANAMÁ. 2015 - 2025



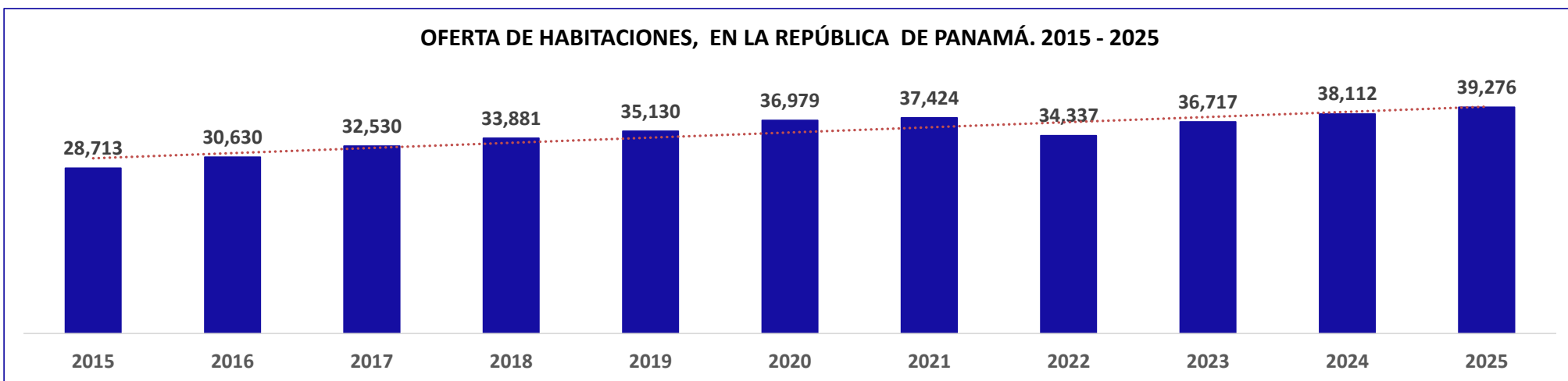
OFERTA DE HABITACIONES, EN LA REPÚBLICA DE PANAMÁ. 2015 - 2025

Tipo de Hospedaje	2015	2016	2017	2018	2019	2020	2021	2022	2023	2024	2025
TOTAL	28.713	30.630	32.530	33.881	35.130	36.979	37.424	34.337	36.717	38.112	39.276
Albergues	161	201	290	340	462	490	504	709	805	1,073	1,211
Aparthotel	435	480	498	498	534	537	639	824	966	1,016	1,345
Bungalow	244	265	271	285	331	336	382	388	384	416	432
Cabañas	290	327	348	395	412	420	551	516	596	646	705
Hotel	22,531	23,879	25,149	25,764	26,372	26,527	26,854	24,766	26,255	26,771	27,112
Hostal	1,346	1,566	1,734	1,990	2,224	2,434	2,800	2,370	2,376	2,620	2,798
Motel	137	137	137	137	137	176	176	103	124	144	144
Pensión	1,666	1,714	1,794	1,858	1,877	3,028	2,041	1,628	1,724	1,780	1,787
Residencial	1,877	2,024	2,269	2,474	2,628	2,858	3,304	2,862	3,289	3,428	3,519
Sítos de Acampar	26	37	40	140	153	173	173	171	198	218	223

Fuente: Inversiones Turísticas / Registro Nacional

Nota: Los datos presentado son informaciones acumulativos de habitaciones de cada años.

OFERTA DE HABITACIONES, EN LA REPÚBLICA DE PANAMÁ. 2015 - 2025

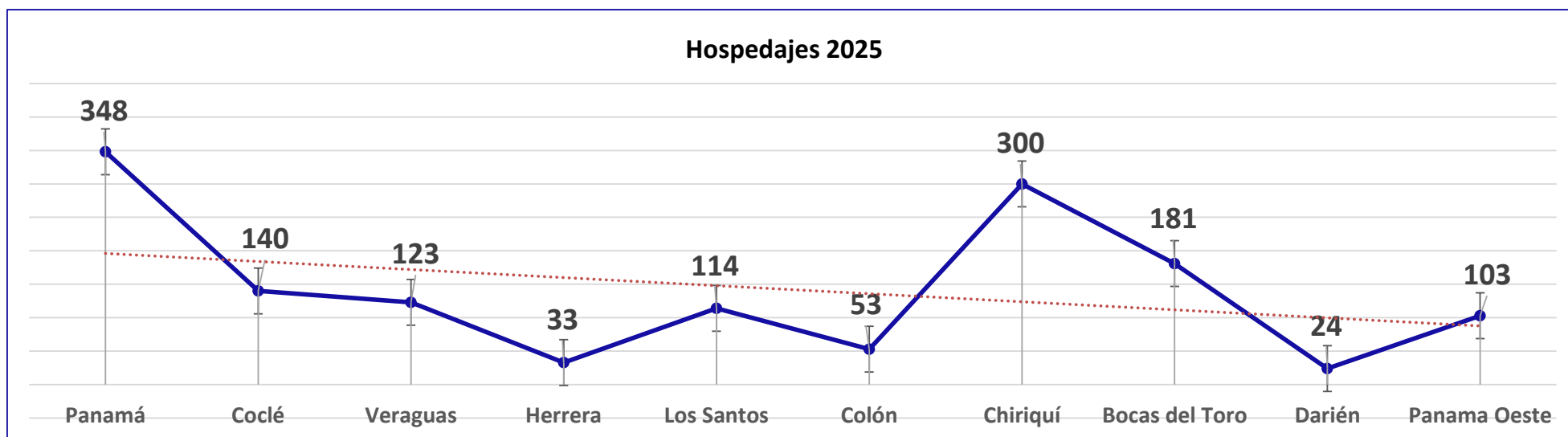


INFORMACIÓN CORRESPONDIENTE A LOS ESTABLECIMIENTOS DE HOSPEDAJE, POR PROVINCIA EN LA REPÚBLICA DE PANAMÁ. AL AÑO: 2025

Hospedajes	Total	Panamá	Coclé	Veraguas	Herrera	Los Santos	Colón	Chiriquí	Bocas del Toro	Darién	Panama Oeste
TOTAL	1,419	348	140	123	33	114	53	300	181	24	103
Participación Porcentual	100.0	24.5	9.9	8.7	2.3	8.0	3.7	21.1	12.8	1.7	7.3
Albergues	52	10	4	3	0	7	5	6	16	0	1
Aparthotel	58	31	6	2	0	0	0	11	5	0	3
Bungalow	63	4	1	9	0	5	2	22	14	0	6
Cabañas	112	7	16	8	1	4	4	46	11	1	14
Hotel	354	138	28	29	10	28	16	50	36	5	14
Hostal	513	84	64	60	10	56	17	113	71	1	37
Motel	5	1	0	1	0	0	0	1	0	0	2
Pensión	84	33	5	5	3	5	4	12	1	9	7
Residencial	161	39	11	6	9	9	2	36	26	7	16
Sitios de Acampar	17	1	5	0	0	0	3	3	1	1	3

Fuente: Dirección de Desarrollo e Inversiones Turísticas

Nota: Sólo incluye los establecimientos que se han registrados por el Departamento de Empresas Turísticas de la ATP. (datos acumulativos)



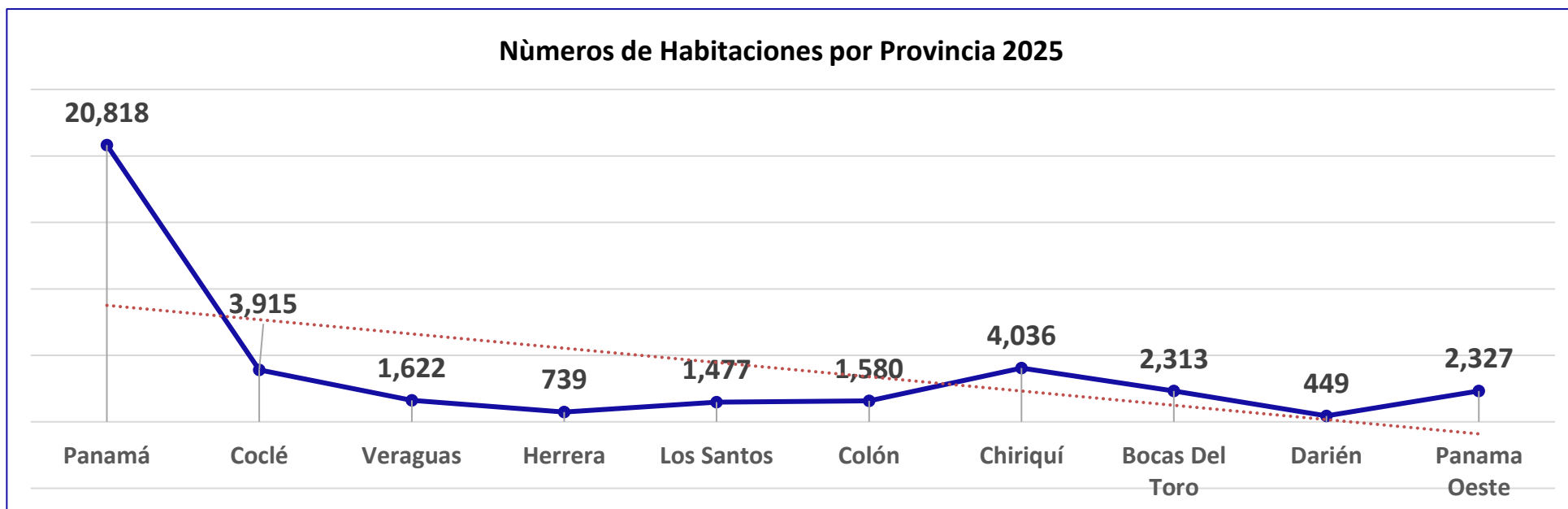
OFERTA DE ALOJAMIENTO DE LA REPÚBLICA, NÚMERO DE HABITACIONES, SEGÚN MODALIDAD. AÑO 2025

Habitaciones	Total	Panamá	Coclé	Veraguas	Herrera	Los Santos	Colón	Chiriquí	Bocas Del Toro	Darién	Panama Oeste
Total	39,276	20,818	3,915	1,622	739	1,477	1,580	4,036	2,313	449	2,327
Participación %	100.0	53.0	10.0	4.1	1.9	3.8	4.0	10.3	5.9	1.1	5.9
Hotel	27,112	16,441	3,056	907	526	631	1,203	2,093	751	166	1,338
Aparthotel	1,345	1,028	63	32	0	0	0	82	81	0	59
Residencial	3,519	1,288	207	76	119	126	23	525	545	152	458
Pensión	1,787	1,083	86	52	23	62	83	198	10	112	78
Cabañas	705	44	98	36	10	31	31	280	50	5	120
Sitos de Acampar	223	100	30	0	0	0	36	14	17	8	18
Albergues	1,211	254	51	34	0	292	79	107	387	0	7
Hostal	2,798	514	314	375	61	293	107	584	376	6	168
Motel	144	49	0	40	0	0	0	15	0	0	40
Bungalow	432	17	10	70	0	42	18	138	96	0	41

Nota: Sólo incluye los establecimientos registrados por el Departamento de Empresas Turísticas del ATP. Excluye, además los establecimientos de hospedaje de San Blas. (datos acumulativos).

Fuente: Desarrollo e Inversiones y Estadísticas de la ATP.

Números de Habitaciones por Provincia 2025

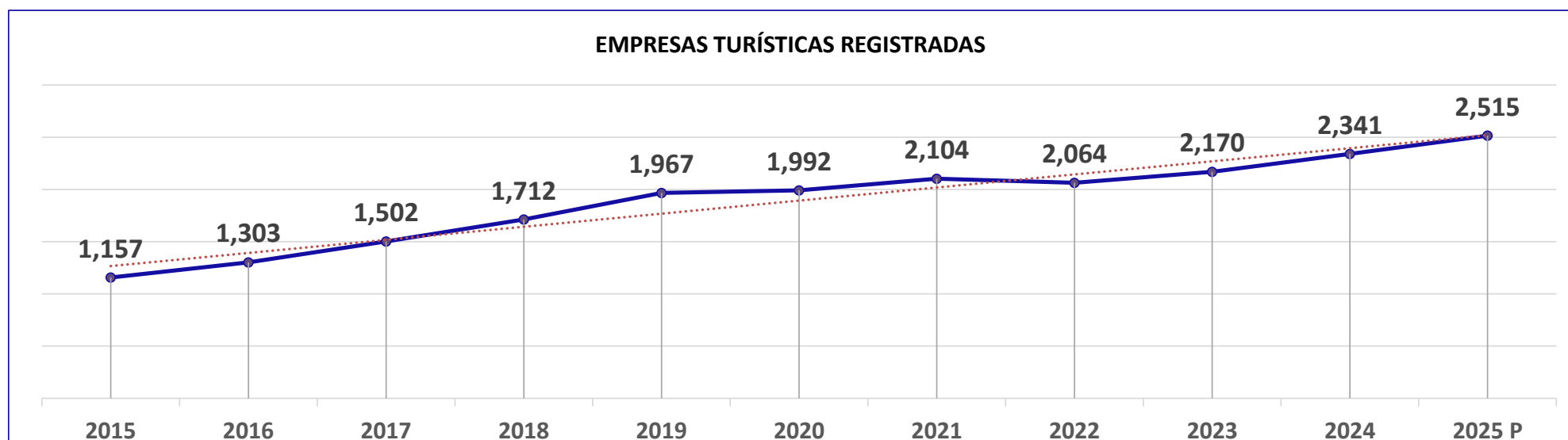


EMPRESAS TURÍSTICAS REGISTRADAS. AÑOS: 2015-2025

Tipo de Empresa	2015	2016	2017	2018	2019	2020	2021	2022	2023	2024	2025 P
TOTAL	1,157	1,303	1,502	1,712	1,967	1,992	2,104	2,064	2,170	2,341	2,515
Hospedaje	747	831	912	1,010	1,100	1,164	1,284	1,171	1,230	1,337	1,419
Agencia de Viaje	299	321	364	394	412	420	405	415	420	445	495
Representación de Líneas Aéreas	19	19	19	20	20	20	22	20	22	19	18
Representación de Líneas de Cruceros	14	15	20	15	18	12	5	10	17	18	19
Servicio Turístico	46	46	46	52	52	52	52	52	56	64	68
Guías	32	71	141	221	365	324	336	396	425	458	496

Nota: Sólo incluye los establecimientos registrados por el Departamento de Empresas Turísticas de la ATP. (datos acumulativos anual)

Fuente: Registro Nacional de Turismo / Colón 2000 / Tocumen



Distribución de las inversiones en la República de Panamá y por provincia y tipo de actividad (en balboas) AÑOS 2015 - 2025

Tipo de actividad	Provincia	2015	2016	2017	2018	2019	2020	2021	2022	2023	2024	2025
Hoteles	Coclé	B/.642,529.00	B/.117,000.00	B/.2,283,862.00	B/.854,094.00	B/.3,244,800.00	B/.372,345.00	B/.733,260.00	B/.389,125.00	B/.1,184,823.97	B/.651,966.68	B/.7,056,319.80
Hoteles	Colón	B/.0.00	B/.17,474,210.00	B/.463,337.00	B/.0.00	B/.15,900.00	B/.0.00	B/.1,912,808.00	B/.2,368,523.23	B/.193,500.00	B/.729,800.90	B/.495,250.00
Hoteles	Chiriquí	B/.1,530,409.00	B/.781,993.00	B/.2,367,860.00	B/.9,704,765.00	B/.7,301,822.00	B/.14,315,266.00	B/.3,769,057.00	B/.7,753,318.54	B/.5,219,765.78	B/.3,065,863.00	B/.4,749,224.00
Hoteles	Herrera	B/.539,795.00	B/.4,395,000.00	B/.20,000.00	B/.15,000.00	B/.247,000.00	B/.95,000.00	B/.190,685.00	B/.67,990.33	B/.15,373.00	B/.10,000.00	B/.271,500.00
Hoteles	Panamá	B/.108,104,451.00	B/.159,597,639.00	B/.32,278,749.00	B/.64,175,687.00	B/.116,788,324.00	B/.3,600,000.00	B/.24,261,617.00	B/.85,305,505.40	B/.37,725,134.57	B/.28,480,938.99	B/.63,205,917.48
Hoteles	Veraguas	B/.55,922.00	B/.2,269,628.00	B/.1,535,325.00	B/.904,700.00	B/.1,962,813.00	B/.1,063,535.00	B/.838,266.00	B/.1,275,833.71	B/.3,065,000.00	B/.6,932,511.60	B/.605,701.50
Hoteles	Darién	B/.0.00	B/.950,000.00	B/.0.00	B/.300,000.00	B/.0.00	B/.0.00	B/.480,000.00	B/.1,299,180.00	B/.565,000.00	B/.2,013,636.00	B/.2,967,081.00
Hoteles	Los Santos	B/.3,315,143.00	B/.4,212,299.00	B/.547,501.00	B/.3,492,837.00	B/.969,000.00	B/.220,757.00	B/.3,610,132.00	B/.466,501.00	B/.2,962,502.75	B/.3,013,055.39	B/.1,100,172.22
Hoteles	Bocas del Toro	B/.716,329.00	B/.4,093,573.00	B/.1,350,524.00	B/.54,204,997.00	B/.5,646,900.00	B/.4,975,270.00	B/.10,673,304.00	B/.6,891,518.17	B/.1,295,000.00	B/.3,812,759.97	B/.4,070,007.56
Hoteles	Panamá Oeste	B/.40,960.00	B/.2,168,000.00	B/.990,001.00	B/.34,010,725.00	B/.6,341,291.00	B/.525,000.00	B/.2,681,028.00	B/.1,181,350.00	B/.823,679.87	B/.1,129,742.47	B/.18,417,350.00
Hoteles	Comarca Naso Tjér D	B/.0.00	B/.0.00	B/.0.00	B/.0.00	B/.0.00	B/.0.00	B/.0.00	B/.200.00	B/.0.00	B/.0.00	B/.0.00
SUBTOTAL		B/.114,945,538.00	B/.196,059,342.00	B/.41,837,159.00	B/.167,662,805.00	B/.142,517,850.00	B/.25,167,173.00	B/.49,150,157.00	B/.106,999,045.38	B/.53,049,779.94	B/.49,840,275.00	B/.102,938,523.56
Agencias de viajes	Coclé	B/.10,001.00	B/.0.00	B/.355,001.00	B/.0.00	B/.0.00	B/.10,000.00	B/.0.00	B/.0.00	B/.0.00	B/.25,000.00	B/.12,340.00
Agencias de viajes	Colón	B/.0.00	B/.0.00	B/.10,000.00	B/.10,000.00	B/.10,001.00	B/.0.00	B/.205,100.00	B/.0.00	B/.0.00	B/.0.00	B/.0.00
Agencias de viajes	Chiriquí	B/.150,763.24	B/.50,000.00	B/.186,206.50	B/.90,289.00	B/.56,401.00	B/.24,833.55	B/.89,900.50	B/.110,000.00	B/.10,000.00	B/.103,259.00	B/.424,396.25
Agencias de viajes	Herrera	B/.10,001.00	B/.0.00	B/.0.00	B/.0.00	B/.22,000.00	B/.0.00	B/.0.00	B/.0.00	B/.0.00	B/.20,002.00	B/.10,001.00
Agencias de viajes	Panamá	B/.260,405.00	B/.210,141.82	B/.152,234.00	B/.1,503,403.00	B/.771,011.50	B/.128,067.00	B/.248,842.94	B/.215,519.62	B/.224,295.55	B/.486,962.64	B/.911,820.07
Agencias de viajes	Veraguas	B/.0.00	B/.0.00	B/.10,001.00	B/.10,500.00	B/.10,001.00	B/.10,000.00	B/.0.00	B/.20,000.00	B/.0.00	B/.0.00	B/.10,500.00
Agencias de viajes	Darién	B/.0.00	B/.0.00	B/.0.00	B/.15,615.49	B/.0.00	B/.0.00	B/.0.00	B/.0.00	B/.0.00	B/.0.00	B/.0.00
Agencias de viajes	Los Santos	B/.0.00	B/.0.00	B/.10,001.00	B/.220,757.86	B/.0.00	B/.10,600.00	B/.0.00	B/.24,001.00	B/.20,001.00	B/.10,001.00	B/.5,000.00
Agencias de viajes	Bocas del Toro	B/.0.00	B/.0.00	B/.10,100.00	B/.110,800.00	B/.10,000.00	B/.0.00	B/.0.00	B/.32,401.00	B/.50,001.00	B/.18,860.00	B/.35,552.00
Agencias de viajes	Panamá Oeste	B/.0.00	B/.0.00	B/.10,001.00	B/.20,000.00	B/.10,100.00	B/.20,001.00	B/.30,155.00	B/.61,300.00	B/.30,002.00	B/.1,001.00	B/.25,930.00
SUBTOTAL		B/.431,170.24	B/.260,141.82	B/.743,544.50	B/.1,981,365.35	B/.889,514.50	B/.203,501.55	B/.573,998.44	B/.463,221.62	B/.334,299.55	B/.665,085.64	B/.1,435,539.32
TOTAL		B/.115,376,708.24	B/.196,319,483.82	B/.42,580,703.50	B/.169,644,170.35	B/.143,407,364.50	B/.25,370,674.55	B/.49,724,155.44	B/.107,462,267.00	B/.53,384,079.49	B/.50,505,360.64	B/.104,374,062.88

